










# Halifax Citadel National Historic Site



## Exhibits and Attractions

### Self-guided Tour

- 1 Information Centre
- 2 The Army Museum
- 3 A Harbour Worth Defending (Film)
- 4 Barracks
- 5 North Viewing Platform
- 6 Warden of the North (Exhibit)
- 7 Seven-inch Rifled Guns
- 8 Guard Room & Main Gate
- 9 Engineer Store
- 10 Orderly Room
- 11 Tailor Shop
- 12 Noon Gun
- 13 Sally Port No 1 (Entry/Exit to Dry Ditch)
- 14 Musketry Gallery
- 15 South Ravelin
- 16 Sally Port No 2 (Entry/Exit to Dry Ditch)
- 17 Shaping the Hill (Exhibit)
- 18 Signal Post
- 19 South Viewing Platform
- 20 Expense Magazine
- 21 Defence Casemates and Garrison Cells (North and South)
- 22 32-pounder Gun Battery
- 23 South Magazine
- 24 School Room
- 25 Fortress Halifax *New Exhibit* (Entrance)
- 26 Storm the Beach D-Day Exhibit (Entrance)
- 27 Path to Garrison Grounds & Additional Parking

-  Regimental Shop
-  Coffee Shop
-  Entrance/Exit
-  Washrooms
-  Elevator
-  Parking
-  Accessible Parking
-  First Aid/Security
-  WiFi Hotspot



Cavalier Building *Detail*



### For Your Safety

The Halifax Citadel is a 19<sup>th</sup>-century fortification with steep masonry walls surrounded by a ditch up to 9 metres deep.

### To have a safe visit, please observe the following:

Please use North and South viewing platforms to enjoy the site's most impressive views. The top of all earthen walls, stone inner walls, and gun openings are "do not enter" spaces based on the high level of falling risk they present, especially when wet.

Watch out for low doorways, steep stairways, water gutters, and uneven ground and floors.

Site requires all young children to be under close adult supervision at all times.

# Exhibits and Attractions

Self-guided Tour - Follow the numbers in this guide.

## 1 Information Centre

Begin your visit here for an overview of site activities and programs.

Tours begin here throughout the day. Hosted tours last from 45 to 60 minutes and provide an overview of the site's vibrant history and its many attractions.

*Minimum Time Recommended: tours run 45-60 minutes.*

## 2 The Army Museum

Nova Scotia's military past is presented through exhibits of artifacts, photographs and documents dating from the First World War to the present.



*The Road to Vimy and Beyond* - exhibit commemorates the 100<sup>th</sup> anniversary of the First World War and the *Trail of the Canadian Army 1939-1945* tells the story of Nova Scotia's contribution to Canada's war effort during the Second World War.

*Minimum Time Recommended: 30 minutes*

## 3 A Harbour Worth Defending (Film)

A 15 minute film telling the story of Halifax as a key British and Canadian naval base.

*Minimum Time Recommended: 15 minutes*

## 4 Barracks

This was home for the Citadel's soldiers. See where they ate and slept, and discover what they owned and carried. Try out a barrack cot and heft a full knapsack.



*Minimum Time Recommended: 10 minutes*

## 5 North Viewing Platform

A clear view of the naval dockyard which the Citadel was built to protect. Ground zero for the 1917 Halifax Explosion is also visible, marked by the farthest suspension bridge.

*Minimum Time Recommended: 5 minutes*

## 6 Warden of the North

This award winning exhibit tells the story of the Halifax defences and their influence on surrounding community, region, and the Canadian landscape.

*Minimum Time Recommended: 20 minutes*

## 7 Seven-inch Rifled Guns

In the 1870s, the Citadel re-armed with these massive rifled muzzle-loading guns, which had a range of over a mile and were capable of sinking the ironclad warships of their day.

*Minimum Time Recommended: 2 minutes*

## 8 Guard Room & Main Gate

Take a turn in the lock-up cells in what was once the main entrance and security office for the Citadel.

*Minimum Time Recommended: 5 minutes*

## 9 Engineer Store

Find out what the Royal Engineers kept on hand to ensure the Citadel was maintained in good repair.

*Minimum Time Recommended: 2 minutes*

## 10 Orderly Room

Try your hand at using a dip pen with India ink as you "enlist" in the British Army here in the garrison's administrative office.



*Minimum Time Recommended: 5 minutes*

## 11 Tailor Shop

Assist the regimental tailor in this shop where uniforms were made and repaired. Try on a uniform coat and have your picture taken.

*Minimum Time Recommended: 10 minutes*

## 12 Noon Gun

This reproduction 1809 12 pounder gun is used as the Citadel's traditional daily "noon gun," and also for firing artillery salutes at other times.



*Minimum Time Recommended: 2 minutes*

## 13 Sally Port No 1 (Entry/Exit to Dry Ditch)

Follow the sally port, a long tunnel through the Citadel's thick main wall, to the dry ditch, which served as an obstacle to potential attackers.

*Minimum Time Recommended: 10 minutes*

## 14 Musketry Gallery

Explore this dark tunnel that was built to allow soldiers to fire into the dry ditch while under cover.

*Minimum Time Recommended: 5 minutes*

## 15 South Ravelin

This triangular outlying fort, one of three, protected the Citadel's walls from artillery fire and was another potential obstacle for an attacking army.

*Minimum Time Recommended: 2 minutes*

## 16 Sally Port No 2 (Entry/Exit to Dry Ditch)

One of six tunnels under the Citadel's walls that allow access to the dry ditch.

## 17 Shaping the Hill (Exhibit)

Examine detailed and interactive exhibits and scale models that explain the nature of fortifications and how the design and construction of the Four Citadels influenced the landscape.

*Minimum Time Recommended: 15 minutes*

## 18 Signal Post

Find out how the Citadel's tall masts were used for sending coded signals to both the citizens of Halifax and to the other forts that protected the harbour.

*Minimum Time Recommended: 2 minutes*

## 19 South Viewing Platform

Take in the spectacular view of the harbour mouth and of McNab's Island, location of Fort McNab National Historic Site, and the smaller Georges Island, location of Fort Charlotte, both key harbour defences.



*Minimum Time Recommended: 2 minutes*

## 20 Expense Magazine

Explore this tiny dark "bomb proof" room where cartridges for the artillery were stored.

*Minimum Time Recommended: 2 minutes*

## 21 Defence Casemates and Garrison Cells (North and South)

Descend the steps to these dank rooms that were designed to allow cannon to fire into the Citadel's north and south defensive ditch. The rooms were also used to house military prisoners.

*Minimum Time Recommended: 10 minutes*

## 22 32-pounder Gun Battery

More than thirty of these large smoothbore guns comprised the Citadel's primary armament from the 1830s to the early 1870s.

*Minimum Time Recommended: 2 minutes*

## 23 South Magazine

Count the barrels in this reinforced structure where the Citadel's gunpowder was stored.

*Minimum Time Recommended: 5 minutes*

## 24 School Room

Soldiers and their children alike were educated by the Regimental School Master.



Stop here to take a lesson and see a "Magic Lantern" show.

*Minimum Time Recommended: 10 minutes*

## 25 Fortress Halifax: A City Shaped by Conflict *New Exhibit*

Explore the history of Halifax, from pre-establishment to today, and the role it played on the world stage through the lens of the four forts that have stood on Citadel Hill.

*Minimum Time Recommended: 45 minutes*

## 26 Storm the Beach D-Day Exhibit

Discover Canada's role in the Battle of Normandy in this special exhibit developed for the 75<sup>th</sup> Anniversary of the D-Day Landings on June 6, 1944.

*Minimum Time Recommended: 15 minutes*

## 27 Path to Garrison Grounds & Additional Parking